



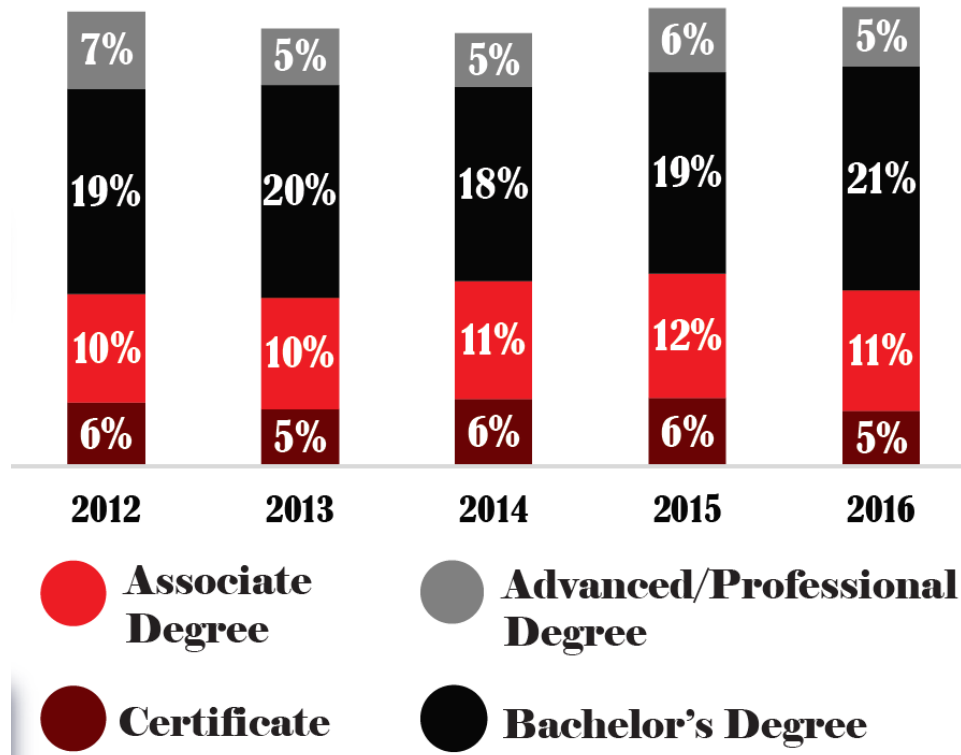
IDAHO LEADERSHIP MEETING

OCTOBER 22, 2018



60% Goal Progress

Overall: 42% Overall: 41% Overall: 40% Overall: 42% Overall: 42%

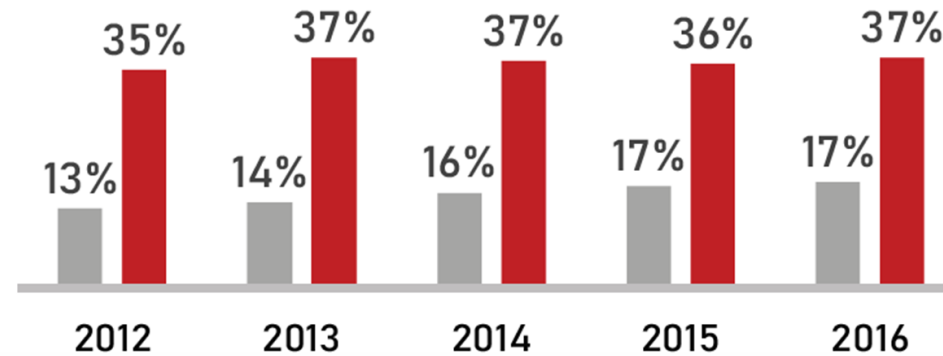




Graduation rates for institutions

Graduation rates for full-time, first-time students at all Idaho public institutions.

Four Year schools

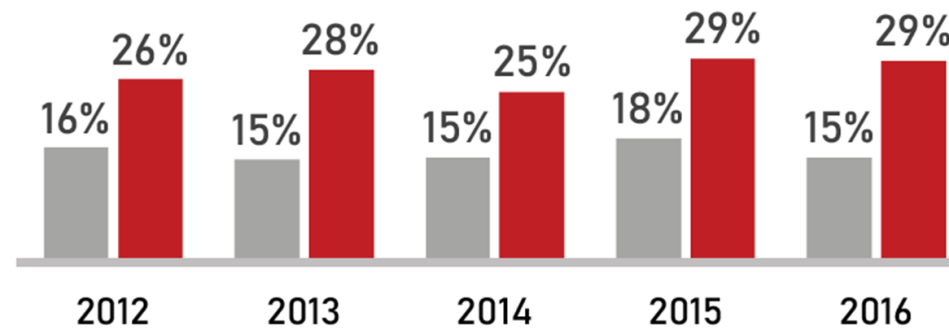


100% of time

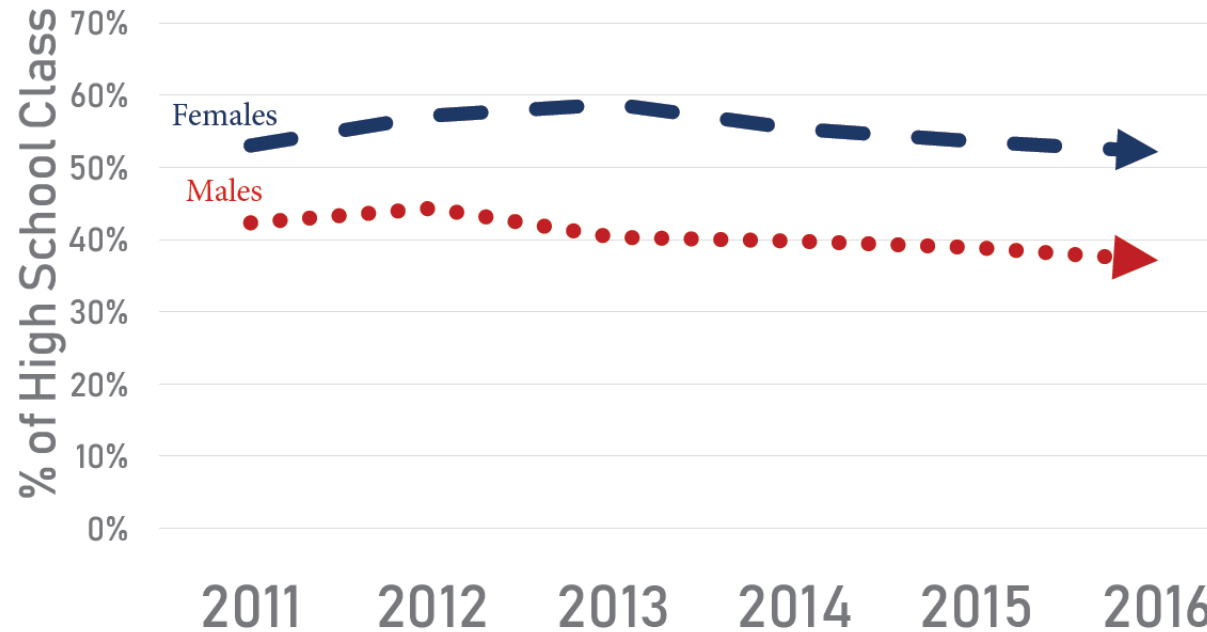


150% of time

Two Year schools



Fall Immediate Go-On Rates by Gender



52%

of high school **females**
went on to college in 2016

37%

of high school **males**
went on to college in 2016

45% of high school graduates in 2016 and 2017 enrolled in college the same year .

46% of high school graduates in 2015 enrolled in college the same year.

Average First-Time, Full-Time Freshman GPA

	2013	2014	2015	2016
Four-Year Institutions	2.70	2.72	2.77	2.80
Community Colleges	2.45	2.53	2.48	2.54
Overall	2.59	2.64	2.64	2.69

Average Credit Hour Completion in First Year by First-Time, Full-Time Freshmen

	2013	2014	2015	2016
Four-Year Institutions	23.5	23.7	23.7	24.1
Community Colleges	19.1	19.5	18.7	19.1
Overall	21.6	21.9	22.0	22.0

D/F/W Rates for English 101 by First-Time, Full-Time Freshmen

	2013	2014	2015	2016
Four-Year Institutions (52.9%)	19.5	18.5	18.7	18.4
Community College (49.6%)	28.0	29.9	29.5	29.1
Overall (51.2%)	23.2	23.4	23.3	23.0

D/F/W Rates for MATH 143 (College Algebra) by First-Time, Full-Time Freshmen

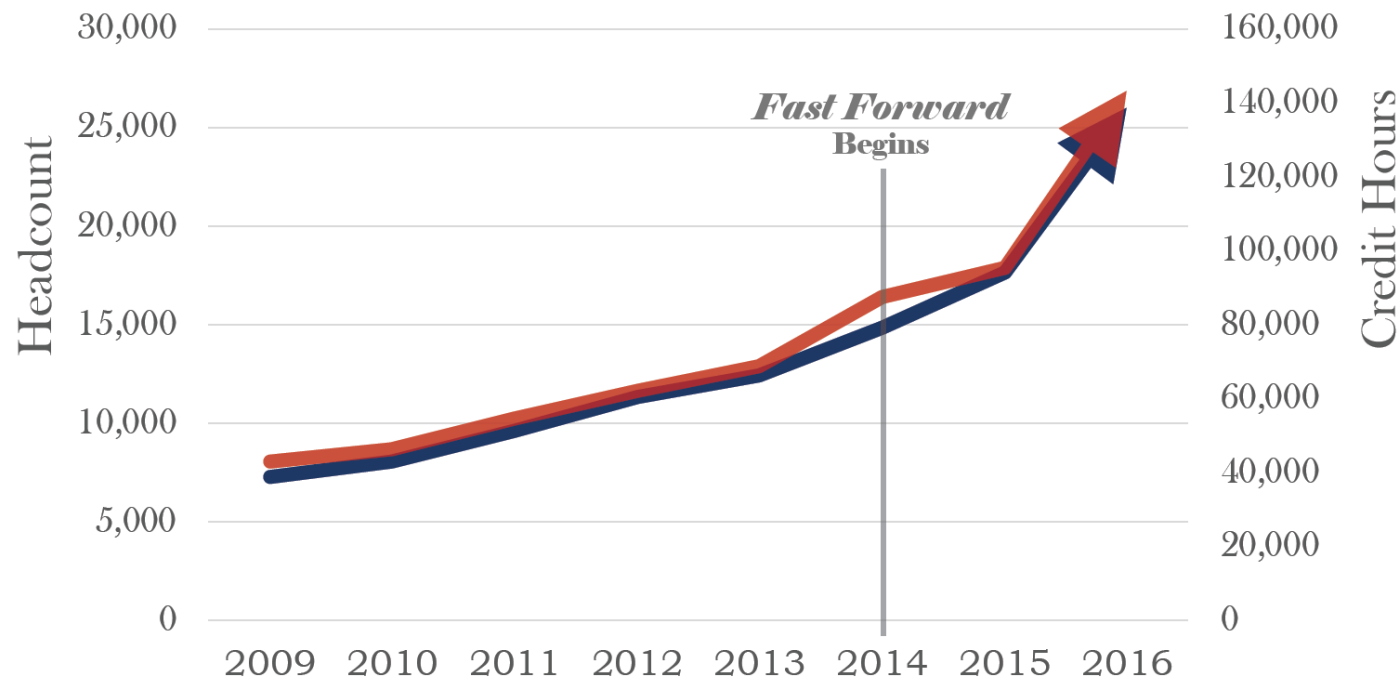
	2013	2014	2015	2016
Four-Year Institutions (28.4%)	34.6	36.3	32.7	33.8
Community Colleges (10.7%)	40.4	45.3	43.8	39.5
Overall (19.5%)	37.1	40.1	37.5	36.3

Postsecondary Retention Rates for First-Time, Full-Time Freshmen (Continuation At Any Institution)

	2013-14	2014-15	2015-16
Four-Year Institutions	70%	72%	75%
Community Colleges	61%	62%	63%
Overall	66%	68%	70%

Dual Credit

Annual Dual Credit Hours & Enrollment



170%
increase over 5 years in
headcount of students
taking dual credit

163%
increase over 5 years in
the number of credit
hours taken

Summary

- Primarily flat growth for graduation.
- Primarily flat growth for go-on rates.
- Promising trends in student success.
- Still work to do in Game Changer outcomes.
- Systemic and comprehensive approach needed, with CCA strategies as the centerpiece.
- Plan should encompass implementation of Board goals and Higher Education Task Force recommendations focused on completion.
- Success cannot be achieved without commitment from each institution.